

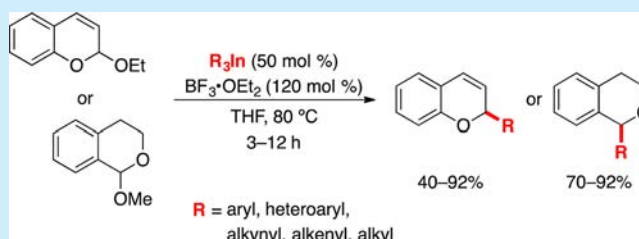
Transition-Metal-Free Cross-Coupling of Indium Organometallics with Chromene and Isochroman Acetals Mediated by $\text{BF}_3 \cdot \text{OEt}_2$

José M. Gil-Negrete, José Pérez Sestelo,* and Luis A. Sarandeses*

Centro de Investigaciones Científicas Avanzadas (CICA) and Departamento de Química Fundamental, Universidade da Coruña, E-15071 A Coruña, Spain

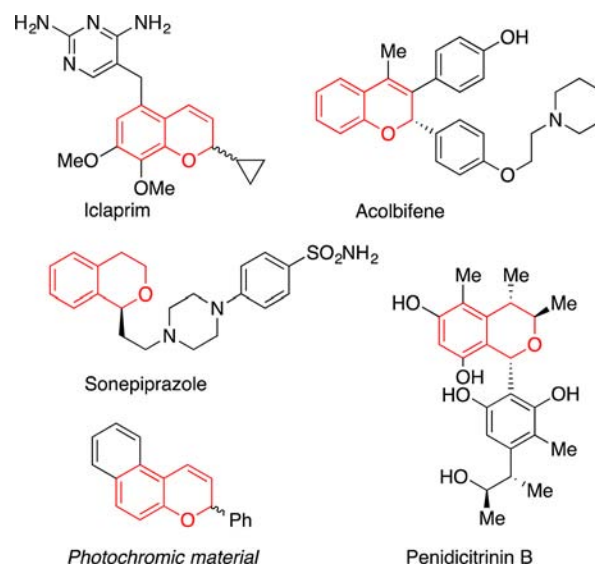
Supporting Information

ABSTRACT: A transition-metal-free coupling of triorganoindium reagents with benzopyranyl acetals mediated by a Lewis acid has been developed. The reaction of R_3In with chromene and isochroman acetals in the presence of $\text{BF}_3 \cdot \text{OEt}_2$ afforded 2-substituted chromenes and 1-substituted isochromans, respectively, in good yields. The reactions proceed with a variety of triorganoindium reagents (aryl, heteroaryl, alkynyl, alkenyl, alkyl) using only 50 mol % of the organometallic, thus demonstrating the efficiency of these species. Preliminary mechanistic studies indicate the formation of an oxocarbenium ion intermediate in the presence of the Lewis acid.



α -Substituted oxygen heterocycles comprise an important structural motif in chemistry, biology, and medicine.¹ In particular, benzopyrans such as 2*H*-chromene and isochroman with α -functional groups constitute a large family of natural and synthetic products with interesting biological activities. For example, iclaprim is an antibiotic in phase III clinical trials for the treatment of hospital-acquired pneumonia;² acolbifene is employed in the treatment of breast cancer;³ sonopiprazole is an isochroman analog with activity as a selective dopamine receptor antagonist that has also been investigated as an antipsychotic;⁴ and penidicitrinin B is a natural product with antioxidant activity.⁵ Additionally, other analogs with these heterocyclic nuclei have found applications as photochromic materials and as precursors of flavylum dyes (Figure 1).⁶ Therefore, the development of efficient methods for the synthesis of α -substituted benzopyrans such as 2*H*-chromene and isochroman is of great interest.⁷

The synthesis of α -substituted benzopyrans and α -substituted ethers in general can be achieved by nucleophilic addition to an *in situ* generated oxocarbenium ion formed by the reaction between acetals and Brønsted acids,⁸ Lewis acids,⁹ or under transition metal catalysis.¹⁰ The oxocarbenium ions play an important role in the synthesis of natural products and bioactive molecules and, in particular, in the chemistry of carbohydrates and polycyclic ethers.¹¹ Furthermore, in recent years the oxidative α -functionalization of ethers has also been developed.¹² The nucleophilic counterpart in the addition to oxocarbenium ions is usually a soft nucleophile: e.g., enolates and derivatives,¹³ active methylene compounds,¹⁴ electron-rich alkenes and arenes,¹⁵ and alkynes under metal catalysis.¹⁶ Organometallic species have found limited applications in these reactions due to the low compatibility with the reaction conditions, and mainly organoboron derivatives have been used in this respect.^{17,18} In addition, transition-metal-free coupling reactions of organometallic species have attracted great interest

Figure 1. Representative α -substituted chromenes and isochromans.

recently due to the drawbacks associated with the use of palladium or nickel in coupling reactions, such as the toxicity, cost, and ligand design.¹⁹

The applications of indium in organic synthesis have increased steadily in the past few years.²⁰ Among these applications, we discovered transition-metal-catalyzed cross-coupling reactions using organoindium reagents.^{21,22} The high efficiency, versatility, and selectivity of these reagents make them useful alternatives to other organometallics in coupling reactions. In addition, the soft nucleophilicity of organoindium

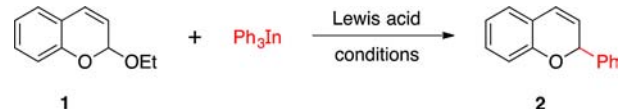
Received: July 14, 2016

Published: August 17, 2016

reagents and the ongoing interest in novel methods led us to explore the application of these compounds in the reaction with acetals in the presence of Lewis acids. In this communication we report a novel transition-metal-free coupling reaction of triorganoindium reagents with oxocarbenium ion precursors.

Our study started with an assessment of the reaction of an organoindium compound with an acetal in the presence of a Lewis acid. The paramount importance of α -arylated benzopyrans led us to start by investigating the reaction of triphenylindium with 2-ethoxy-2H-chromene (**1**, Table 1) in

Table 1. Reaction Optimization



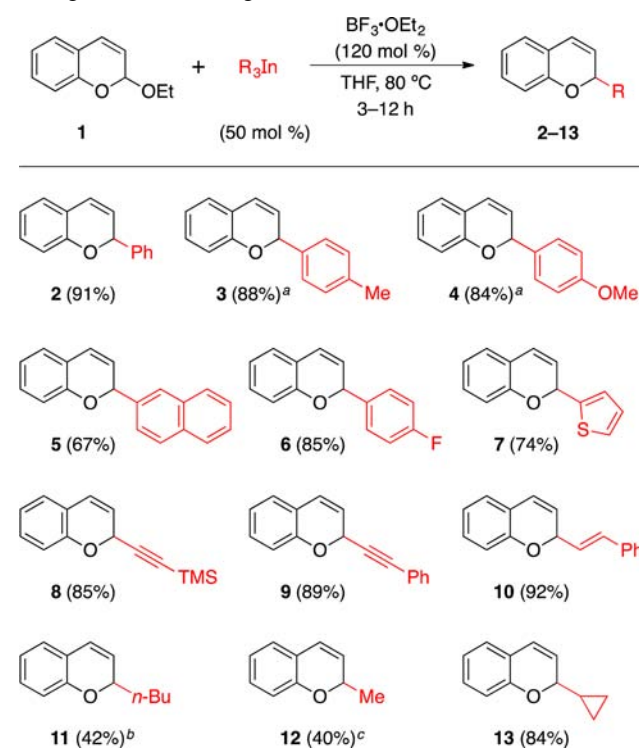
entry	mol % of Ph ₃ In	Lewis acid (mol %)	conditions	yield (%) ^a
1	100	BF ₃ ·OEt ₂ (200)	DCE/THF (1:1), rt	92
2	40	BF ₃ ·OEt ₂ (120)	THF, 0 °C	56
3	40	BF ₃ ·OEt ₂ (120)	THF, 80 °C	65
4	50	BF ₃ ·OEt ₂ (120)	THF, 80 °C	91
5	50	BF ₃ ·OEt ₂ (20)	THF, 80 °C	10
6	50	Cu(OTf) ₂ (120)	THF, 80 °C	—
7	50	TMSOTf (120)	THF, 80 °C	—
8	50	Yb(OTf) ₃ (120)	THF, 80 °C	33
9	50	InBr ₃ (120)	THF, 80 °C	6

^aIsolated yields.

the presence of different Lewis acids and solvents. The chromene **1** was chosen based on its stability and ease of preparation. Other leaving groups different to the alkoxide, such as the acetate, were not considered since they have not been reported in the chemistry of chromenes. Since triorganoindium compounds are normally prepared from the corresponding organolithium reagents by transmetalation with InCl₃ in THF solution, and to avoid an evaporation step that could lead to decomposition of the organometallic,²³ the use of this solvent in the coupling reactions is preferred (or as cosolvent). These considerations prompted us to start our study by testing BF₃·OEt₂ as the Lewis acid in the reactions. Initial experiments on the reaction of **1** with Ph₃In (100 mol %) and BF₃·OEt₂ (200 mol %) in DCE/THF (1:1) at rt afforded the coupling product **2** in an excellent 92% yield (Table 1, entry 1). Further experiments were performed to reduce the amount of Lewis acid needed and to check the possibility of the indium reagent transferring more than one aryl group in the reaction, as occurs in the transition-metal-catalyzed coupling reactions of these reagents.²⁰ In this way the reaction with 40 mol % of Ph₃In and 120 mol % of BF₃·OEt₂ in THF at 0 °C afforded **2** in 56% yield (entry 2). When the reaction was performed at 80 °C, the yield increased to 65% while the use of 50 mol % of Ph₃In led to an excellent 91% yield (entries 3 and 4, respectively). Furthermore, the use of lower quantities of BF₃·OEt₂ (20 mol %) gave a lower yield (entry 5), and finally, the use of other Lewis acids [Cu(OTf)₂, TMSOTf, Yb(OTf)₃, InBr₃] proved to be ineffective for the production of **2** in good yields (entries 6–9), probably due to the incompatibility of THF as a solvent because it is a donor compound that deactivates the acid character of the salt.

Encouraged by these results, we evaluated the scope of this reaction by employing different triorganoindium reagents under

Scheme 1. Scope of the BF₃-Mediated Reaction of Triorganoindium Reagents with Chromene Acetal **1**



^aReactions performed at room temperature. ^bMajor regioisomer isolated; 65% overall yield, ratio C-2/C-4 = 65:35. ^cMajor regioisomer isolated; 65% overall yield, ratio C-2/C-4 = 62:38.

the optimized reaction conditions (Scheme 1). In general, reactions of **1** with triaryliindium reagents afforded good yields of the corresponding 2-aryl chromenes **2**–**6** (67–91%). These reactions proceeded efficiently overnight at 80 °C except for the reactions with electron-rich aryliindium reagents, such as tri(4-methoxyphenyl)indium and tri(*p*-tolyl)indium, which took place at room temperature with high yields. Additionally, heteroaryliindium compounds such as tri(2-thienyl)indium also reacted efficiently with **1** to give compound **7** in 74% yield.

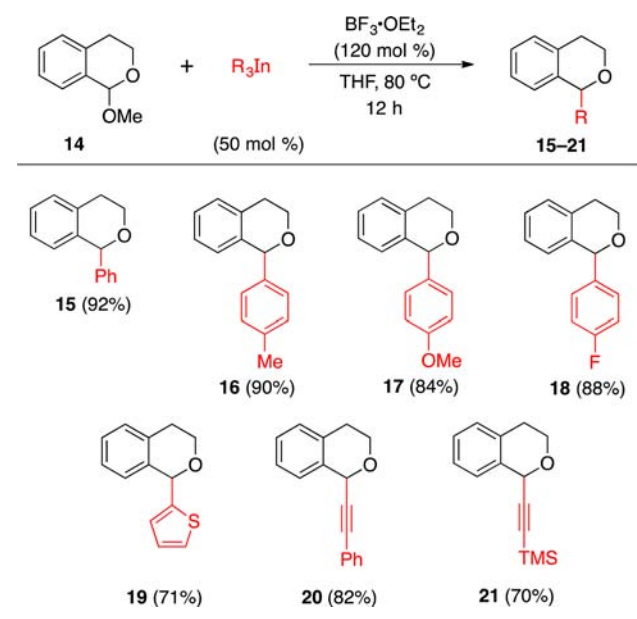
When the reaction was performed with trialkynyliindium reagents, the desired 2-alkynyl chromenes **8** and **9** were obtained in good yields (85% and 89%, respectively). The alkylation of acetals is a key approach to deliver α -carbon substituents to oxygenated functional groups due to the possibility of further elaboration of the triple bond to a range of substituents.^{9b,16,24} The results obtained in this study demonstrate the utility of indium reagents in the alkylation of acetals in the presence of Lewis acids. Groups other than aryl and alkynyl were also studied to demonstrate the versatility of indium reagents in these reactions. In this sense, the reaction of **1** with an alkenyliindium compound afforded 2-alkenyl chromene **10** in an excellent 92% yield without isomerization. Finally, the reaction of **1** with tributyl- and trimethyliindium gave lower yields of the products and a lack of regioselectivity, with 2-substituted chromenes **11** and **12** obtained along with the 4-substituted isomers (65% yield, ratio C-2/C-4 65:35 to 62:38). Interestingly, the reaction involving tricyclopropyliindium afforded the 2-substituted chromene **13** regioselectively in 84% yield, a result that contrasts with those obtained with the other alkylindium reagents, and thus demonstrating the special reactivity of the cyclopropyl derivatives. Remarkably, all

of these reactions give good yields on using 50 mol % of the organoindium reagent, which indicates that the triorganoindium reagents transfer more than one group attached to the metal. Nevertheless, when these reactions were performed with 100 mol % of $R_3\text{In}$, good yields of the products were obtained even at room temperature, a fact that could indicate that the transfer to the electrophile of the first group attached to the metal is faster than the others.

Once the reaction of $R_3\text{In}$ with chromene acetals in the presence of $\text{BF}_3 \cdot \text{OEt}_2$ was probed, we turned our attention to the study of the reactivity of isochroman derivatives. Isochroman is a relevant structural motif in natural products and biologically active compounds, as well as being a building block in synthetic organic chemistry.^{1b} Since reactions of chromene acetals are expected to proceed through an oxocarbenium ion intermediate, the use of isochroman acetals as the starting electrophiles should give rise to the same type of intermediate.

Reaction of 1-methoxyisochroman (**14**, Scheme 2) with Ph_3In (50 mol %) under the previously described conditions

Scheme 2. Scope of the BF_3 -Mediated Reaction of Triorganoindium Reagents with Isochroman Acetal **14**



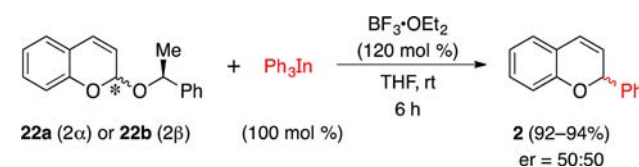
(120 mol % of $\text{BF}_3 \cdot \text{OEt}_2$, THF, 80 °C) afforded 1-phenylisochroman (**15**) in an excellent 92% yield after 12 h. Compared with the chromene acetal **1**, isochroman **14** proved to be slightly less reactive, and it required longer reaction times for the reaction to reach completion, even on using an excess of the indium counterpart. The probable reason for this is that while in **1** the formation of the transient oxocarbenium ion is favored by the supplementary stabilization of the double bond at C-3 that gives an aromatic intermediate, in **14** the oxocarbenium ion is only stabilized by the aromatic ring.

The $\text{BF}_3 \cdot \text{OEt}_2$ -mediated coupling with isochroman acetal was studied using other organoindium reagents. The reaction with tri(*p*-tolyl)indium afforded **16** in 90% yield, and the coupling with the electron-rich derivative tri(4-methoxyphenyl)indium, under the same conditions, gave isochroman **17** in 84% yield. The lower reactivity of isochroman acetal is revealed by the need to heat the reaction mixture under reflux in these two examples, while in the reactions with chromene acetal **1** the reactions with electron-rich $R_3\text{In}$ occur at room temperature.

We found that the reaction of **14** with electron-deficient arylindiums such as tri(4-fluorophenyl)indium also occurs efficiently to afford **18** in a good 88% yield (Scheme 2). Heterocyclic nucleophiles such as the 2-thienyl ring can also be added to isochroman acetal **14** to obtain **19** in 71% yield under the optimized conditions. Additionally, 1-alkynyl isochromans were also efficiently prepared by the $\text{BF}_3 \cdot \text{OEt}_2$ -mediated addition of trialkynylindium reagents to **14** (70–82%). These results show the utility of indium reagents in the Lewis acid mediated reactions with isochroman acetals and constitute a new entry in the reactivity of these compounds.

Although the mechanism of these reactions was not studied, a plausible proposal could include the generation of an intermediate oxocarbenium ion by reaction between the acetals and the Lewis acid, followed by nucleophilic addition of the triorganoindium reagents. In an attempt to obtain additional information about this process, the chiral chromene acetals **22a** and **22b** were prepared.²⁵ Interestingly, the reaction of **22a** or **22b**, independently, with an excess of Ph_3In (100 mol %) in the presence of $\text{BF}_3 \cdot \text{OEt}_2$ at room temperature afforded, after 6 h of reaction, the racemic chromene **2** in good yields (92–94%) in both cases (Scheme 3). These results are consistent with the

Scheme 3. Results of BF_3 -Mediated Reaction of Triphenylindium with Chiral Acetals



formation of an achiral oxocarbenium intermediate during the course of the reaction that gives rise to the reaction products by further reaction with the organoindium reagent.

In summary, we have developed a new transition-metal-free reaction of organoindium reagents with chromene and isochroman acetals mediated by $\text{BF}_3 \cdot \text{OEt}_2$. The reaction can be performed with a variety of triorganoindium reagents to afford 2-substituted chromenes and 1-substituted isochromans in good yields. These results show the versatility of organoindium reagents in carbon–carbon bond-forming reactions and constitute a new example of the wide synthetic utility of these reagents in addition to their classical reactions under transition metal catalysis. Further studies to expand the synthetic scope of these processes and investigations into the mechanism are in progress and will be reported in due course.

■ ASSOCIATED CONTENT

Supporting Information

The Supporting Information is available free of charge on the ACS Publications website at DOI: 10.1021/acs.orglett.6b02058.

Experimental procedures, compound characterization data, and copies of NMR spectra for all compounds (PDF)

■ AUTHOR INFORMATION

Corresponding Authors

*E-mail: sestelo@udc.es.

*E-mail: luis.sarandeses@udc.es.

Notes

The authors declare no competing financial interest.

■ ACKNOWLEDGMENTS

We are grateful to the Spanish Ministerio de Economía y Competitividad (MINECO, Grant Numbers CTQ2012-31200 and CTQ2015-68369-P) and the EDRF funds for financial support.

■ REFERENCES

- (1) (a) Pratap, R.; Ram, V. J. *Chem. Rev.* **2014**, *114*, 10476–10526. (b) Markaryan, E. A.; Samodurova, A. G. *Russ. Chem. Rev.* **1989**, *58*, 479–493.
- (2) Sorbera, L. A.; Castaner, J.; Rabasseda, X. *Drugs Future* **2004**, *29*, 220–225.
- (3) Gauthier, S.; Caron, B.; Cloutier, J.; Dory, Y. L.; Favre, A.; Larouche, D.; Mailhot, J.; Ouellet, C.; Schwerdtfeger, A.; Leblanc, G.; Martel, C.; Simard, J.; Mérand, Y.; Bélanger, A.; Labrie, C.; Labrie, F. J. *Med. Chem.* **1997**, *40*, 2117–2122.
- (4) TenBrink, R. E.; Bergh, C. L.; Duncan, J. N.; Harris, D. W.; Huff, R. M.; Lahti, R. A.; Lawson, C. F.; Lutzke, B. S.; Martin, I. J.; Rees, S. A.; Schlachter, S. K.; Sih, J. C.; Smith, M. W. J. *Med. Chem.* **1996**, *39*, 2435–2437.
- (5) Liu, H.-C.; Du, L.; Zhu, T.-J.; Li, D.-H.; Geng, M.-Y.; Gu, Q.-Q. *Helv. Chim. Acta* **2010**, *93*, 2224–2230.
- (6) (a) Corns, S. N.; Partington, S. M.; Towns, A. D. *Color. Technol.* **2009**, *125*, 249–261. (b) Pina, F.; Melo, M. J.; Laia, C. A. T.; Parola, A. J.; Lima, J. C. *Chem. Soc. Rev.* **2012**, *41*, 869–908.
- (7) (a) Nicolaou, K. C.; Pfefferkorn, J. A.; Roecker, A. J.; Cao, G. Q.; Barluenga, S.; Mitchell, A. H. J. *J. Am. Chem. Soc.* **2000**, *122*, 9939–9953. (b) Welsch, M. E.; Snyder, S. A.; Stockwell, B. R. *Curr. Opin. Chem. Biol.* **2010**, *14*, 347–361.
- (8) (a) Reisman, S. E.; Doyle, A. G.; Jacobsen, E. N. *J. Am. Chem. Soc.* **2008**, *130*, 7198–7199. (b) Luan, Y.; Qi, Y.; Gao, H.; Ma, Q.; Schaus, S. E. *Eur. J. Org. Chem.* **2014**, *2014*, 6868–6872. (c) Luan, Y.; Barbato, K. S.; Moquist, P. N.; Kodama, T.; Schaus, S. E. *J. Am. Chem. Soc.* **2015**, *137*, 3233–3236.
- (9) (a) Shenoy, S. R.; Woerpel, K. A. *Org. Lett.* **2005**, *7*, 1157–1160. (b) Maity, P.; Srinivas, H. D.; Watson, M. P. *J. Am. Chem. Soc.* **2011**, *133*, 17142–17145. (c) Rueping, M.; Volla, C. M. R.; Atodiresse, I. *Org. Lett.* **2012**, *14*, 4642–4645. (d) Baxter, M.; Bolshan, Y. *Chem. - Eur. J.* **2015**, *21*, 13535–13538. (e) Dasgupta, S.; Rivas, T.; Watson, M. P. *Angew. Chem., Int. Ed.* **2015**, *54*, 14154–14158.
- (10) (a) Graham, T. J. A.; Doyle, A. G. *Org. Lett.* **2012**, *14*, 1616–1619. (b) Yu, Y.; Yang, W.; Rominger, F.; Hashmi, A. S. K. *Angew. Chem., Int. Ed.* **2013**, *52*, 7586–7589.
- (11) (a) Nakata, T. *Chem. Rev.* **2005**, *105*, 4314–4347. (b) Kang, E. J.; Lee, A. E. *Chem. Rev.* **2005**, *105*, 4348–4378.
- (12) (a) Park, S. J.; Price, J. R.; Todd, M. H. *J. Org. Chem.* **2012**, *77*, 949–955. (b) Wan, M.; Meng, Z.; Lou, H.; Liu, L. *Angew. Chem., Int. Ed.* **2014**, *53*, 13845–13849. (c) Chen, W.; Xie, Z.; Zheng, H.; Lou, H.; Liu, L. *Org. Lett.* **2014**, *16*, 5988–5991. (d) Muramatsu, W.; Nakano, K. *Org. Lett.* **2015**, *17*, 1549–1552. (e) Xiang, M.; Meng, Q.-Y.; Gao, X.-W.; Lei, T.; Chen, B.; Tung, C.-H.; Wu, L.-Z. *Org. Chem. Front.* **2016**, *3*, 486–490.
- (13) (a) Clausen, D. J.; Floreancig, P. E. *J. Org. Chem.* **2012**, *77*, 6574–6582. (b) Liu, X.; Sun, B.; Xie, Z.; Qin, X.; Liu, L.; Lou, H. J. *Org. Chem.* **2013**, *78*, 3104–3112. (c) Meng, Z.; Sun, S.; Yuan, H.; Lou, H.; Liu, L. *Angew. Chem., Int. Ed.* **2014**, *53*, 543–547.
- (14) (a) Xiang, M.; Meng, Q.-Y.; Li, J.-X.; Zheng, Y.-W.; Ye, C.; Li, Z.-J.; Chen, B.; Tung, C.-H.; Wu, L.-Z. *Chem. - Eur. J.* **2015**, *21*, 18080–18084. (b) Li, F.; Meng, Z.; Hua, J.; Li, W.; Lou, H.; Liu, L. *Org. Biomol. Chem.* **2015**, *13*, 5710–5715.
- (15) (a) Qian, B.; Qiao, C.; Xie, Y.; Huang, H. *ChemCatChem* **2015**, *7*, 250–253. (b) Padhi, B.; Reddy, D. S.; Mohapatra, D. K. *Eur. J. Org. Chem.* **2015**, *2015*, 542–547.
- (16) (a) Michalska, M.; Songis, O.; Taillier, C.; Bew, S. P.; Dalla, V. *Adv. Synth. Catal.* **2014**, *356*, 2040–2050. (b) Srinivas, H. D.; Maity, P.; Yap, G. P. A.; Watson, M. P. *J. Org. Chem.* **2015**, *80*, 4003–4016. (c) Haidzinskaya, T.; Kerchner, H. A.; Liu, J.; Watson, M. P. *Org. Lett.* **2015**, *17*, 3857–3859.
- (17) (a) Moquist, P. N.; Kodama, T.; Schaus, S. E. *Angew. Chem., Int. Ed.* **2010**, *49*, 7096–7100. (b) Vo, C.-V. T.; Mitchell, T. A.; Bode, J. W. *J. Am. Chem. Soc.* **2011**, *133*, 14082–14089. (c) Baxter, M.; Bolshan, Y. *Chem. - Eur. J.* **2015**, *21*, 13535–13538.
- (18) For related reactions using organoindium species in carbohydrate derivatives, see: (a) Price, S.; Edwards, S.; Wu, T.; Minehan, T. *Tetrahedron Lett.* **2004**, *45*, 5197–5201. (b) Lubin-Germain, N.; Baltaze, J.-P.; Coste, A.; Hallonet, A.; Lauréano, H.; Legrave, G.; Uziel, J.; Augé, J. *Org. Lett.* **2008**, *10*, 725–728.
- (19) For a review, see: (a) Sun, C.-L.; Shi, Z.-J. *Chem. Rev.* **2014**, *114*, 9219–9280. Other leading references: (b) Chen, Q.; du Jourdin, X. M.; Knochel, P. *J. Am. Chem. Soc.* **2013**, *135*, 4958–4961. (c) Chen, Q.; León, T.; Knochel, P. *Angew. Chem., Int. Ed.* **2014**, *53*, 8746–8750.
- (20) For a review, see: Shen, Z.-L.; Wang, S.-Y.; Chok, Y.-K.; Xu, Y.-H.; Loh, T.-P. *Chem. Rev.* **2013**, *113*, 271–401.
- (21) Selected references: (a) Pérez, I.; Pérez Sestelo, J.; Sarandeses, L. A. *J. Am. Chem. Soc.* **2001**, *123*, 4155–4160. (b) Rodríguez, D.; Pérez Sestelo, J.; Sarandeses, L. A. *J. Org. Chem.* **2003**, *68*, 2518–2520. (c) Rodríguez, D.; Pérez Sestelo, J.; Sarandeses, L. A. *J. Org. Chem.* **2004**, *69*, 8136–8139. (d) Riveiros, R.; Rodríguez, D.; Pérez Sestelo, J.; Sarandeses, L. A. *Org. Lett.* **2006**, *8*, 1403–1406. (e) Caeiro, J.; Pérez Sestelo, J.; Sarandeses, L. A. *Chem. - Eur. J.* **2008**, *14*, 741–746. (f) Riveiros, R.; Tato, R.; Pérez Sestelo, J.; Sarandeses, L. A. *Eur. J. Org. Chem.* **2012**, *2012*, 3018–3023. For recent contributions, see: (g) Pérez-Caaveiro, C.; Pérez Sestelo, J.; Martínez, M. M.; Sarandeses, L. A. *J. Org. Chem.* **2014**, *79*, 9586–9593. (h) Mosquera, Á.; Fernández, M. I.; Canle López, M.; Pérez Sestelo, J.; Sarandeses, L. A. *Chem. - Eur. J.* **2014**, *20*, 14524–14530.
- (22) Other leading references: (a) Takami, K.; Yorimitsu, H.; Shinokubo, H.; Matsubara, S.; Oshima, K. *Org. Lett.* **2001**, *3*, 1997–1999. (b) Lee, P. H.; Sung, S.-Y.; Lee, K. *Org. Lett.* **2001**, *3*, 3201–3204. (c) Lee, K.; Seomoon, D.; Lee, P. H. *Angew. Chem., Int. Ed.* **2002**, *41*, 3901–3903. (d) Lehmann, U.; Awasthi, S.; Minehan, T. *Org. Lett.* **2003**, *5*, 2405–2408. (e) Takami, K.; Mikami, S.; Yorimitsu, H.; Shinokubo, H.; Oshima, K. *J. Org. Chem.* **2003**, *68*, 6627–6631. (f) Baker, L.; Minehan, T. *J. Org. Chem.* **2004**, *69*, 3957–3960. (g) Jin, L.; Zhao, Y.; Zhu, L.; Zhang, H.; Lei, A. *Adv. Synth. Catal.* **2009**, *351*, 630–634. (h) Chen, Y.-H.; Sun, M.; Knochel, P. *Angew. Chem., Int. Ed.* **2009**, *48*, 2236–2239. (i) Shen, Z.-L.; Goh, K. K. K.; Yang, Y.-S.; Lai, Y.-C.; Wong, C. H. A.; Cheong, H.-L.; Loh, T.-P. *Angew. Chem., Int. Ed.* **2011**, *50*, 511–514. (j) Shen, Z.-L.; Lai, Y.-C.; Wong, C. H. A.; Goh, K. K. K.; Yang, Y.-S.; Cheong, H.-L.; Loh, T.-P. *Org. Lett.* **2011**, *13*, 422–425. (k) Adak, L.; Yoshikai, N. *J. Org. Chem.* **2011**, *76*, 7563–7568. (l) Bernhardt, S.; Shen, Z.-L.; Knochel, P. *Chem. - Eur. J.* **2013**, *19*, 828–833. (m) Lee, D.; Ryu, T.; Park, Y.; Lee, P. H. *Org. Lett.* **2014**, *16*, 1144–1147. (n) Thapa, S.; Gurung, S. K.; Dickie, D. A.; Giri, R. *Angew. Chem., Int. Ed.* **2014**, *53*, 11620–11624.
- (23) Yasuda, M.; Haga, M.; Baba, A. *Organometallics* **2009**, *28*, 1998–2000.
- (24) Selected references: (a) Johnson, W. S.; Elliott, R.; Elliott, J. D. *J. Am. Chem. Soc.* **1983**, *105*, 2904–2905. (b) Ichikawa, Y.; Isobe, M.; Goto, T. *Tetrahedron Lett.* **1984**, *25*, 5049–5052. (c) Granja, J. R.; Castedo, L.; Mouriño, A. *J. Org. Chem.* **1993**, *58*, 124–131. (d) Linderman, R. J.; Chen, S. *Tetrahedron Lett.* **1996**, *37*, 3819–3822. (e) Yoshimatsu, M.; Gotoh, S.; Ikeda, K.; Komori, A. M. *J. Org. Chem.* **1998**, *63*, 6619–6624. (f) Schneider, U.; Dao, H. T.; Kobayashi, S. *Org. Lett.* **2010**, *12*, 2488–2491.
- (25) The absolute stereochemistry of diastereomers of **22** was not determined.